

How to: set up an everyclick.com page

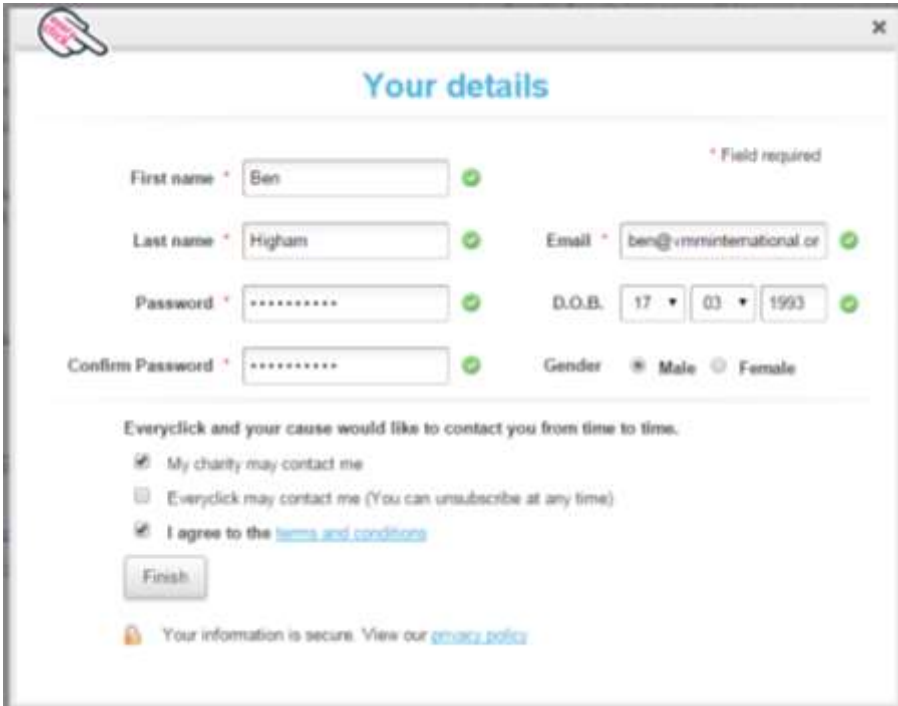
We use EveryClick so that people can donate to us online, and we recommend you do the same, here's how!

1 – Go to <http://www.everyclick.com/fundraising> and select “Sign up now!”



Sign up now!

2 – Select “Create Account” and enter your details



Your details

* Field required

First name * Ben ✓

Last name * Higham ✓

Email * ben@vmminternational.co.uk ✓

Password * ✓

Confirm Password * ✓

D.O.B. 17 03 1993 ✓

Gender Male Female

Everyclick and your cause would like to contact you from time to time.

My charity may contact me


Everyclick may contact me (You can unsubscribe at any time)

I agree to the [terms and conditions](#)

Finish

Your information is secure. View our [privacy policy](#)

3 – Search for “VMM” and select us as your charity



Charity Fundraising pages Showing 1 results

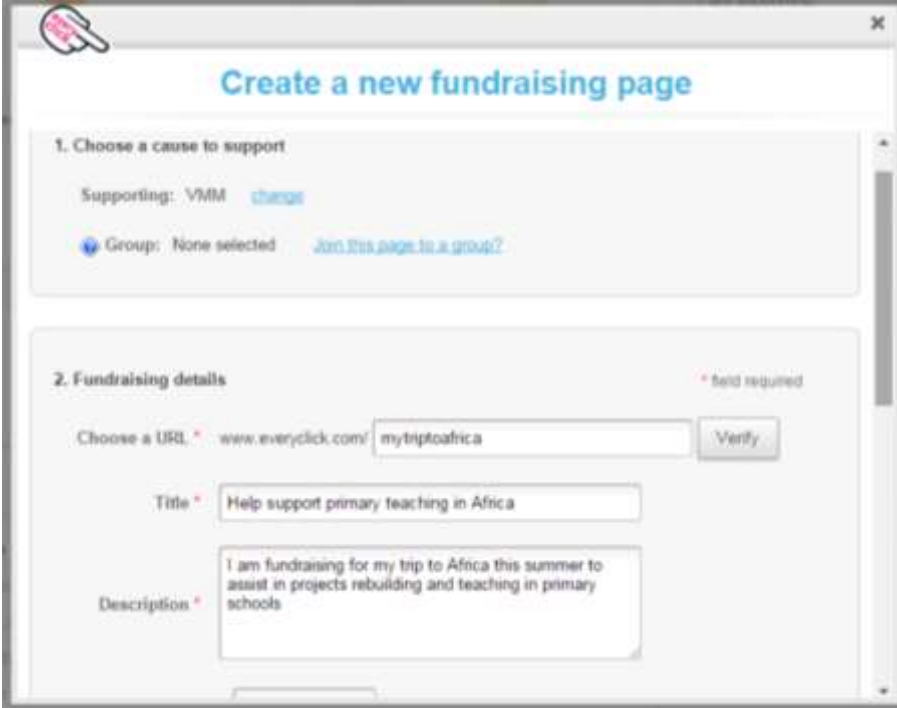
Q vmm Search view categories Sort by: Relevance

VMM - £28,067.97 raised by 75 supporters.

VMM recruit, train and support lay personnel to wo...

Select

4 – Now create your own page! Select “Create a new page” and fill in the details as best as you can make it sound. Remember you need to make this sound important and worthy of peoples donations.




The screenshot shows a web form titled "Create a new fundraising page". It is divided into two main sections:

- 1. Choose a cause to support:** This section includes a "Supporting:" field with the value "VMM" and a "change" link. Below it, a "Group:" field shows "None selected" with a link to "Join this page to a group?".
- 2. Fundraising details:** This section contains three required fields, each marked with a red asterisk:
 - Choose a URL:** The input field contains "www.everyclick.com/mytriptoafica" and a "Verify" button.
 - Title:** The input field contains "Help support primary teaching in Africa".
 - Description:** The text area contains "I am fundraising for my trip to Africa this summer to assist in projects rebuilding and teaching in primary schools".

TIP – this is now your main online fundraising hub! You now need to get creative on social media, give people reasons to donate to you! Start a blog, research international development and share it on Twitter or make a youtube video on why you want to go to Africa, the more the better!

5 – Well done! Your page is live, now let's get going!



The screenshot shows a web page titled "View my pages". It features a green header for "Active Page" and a card for the fundraising page:

- Title:** "Help support primary teaching in Africa" with a share icon.
- Description:** "I am fundraising for my trip to Africa this summer to assist in projects rebuilding and teaching in primary schools".
- Supporting:** "VMM" with a share icon.

There is a "NO IMAGE/VIDEO" placeholder on the left side of the card.